

Options - Loose Louvre Blades

Louvres

Sheet 6.6.0.2 -2 - Version 12/12/2022


Louvres will be a prefabricated system consisting of louvre blades complete with suitable supports. The louvre design is optimised by giving due consideration to the pressure drop and air flow. The louvre blades are of a profiled type and fixed by bolting the louvre blades to the vertical aluminium or stainless steel brackets. Material for louvres blades in pre-coated galvanised steel or stainless steel (optional).

Loose louvres


Louvre blades supplied loose – material 0.75 mm galvanised steel HPS Plastisol coated in colour standard RAL colour on both sides. To cover height of 500 mm you will require 4 no. louvre blades on top of each other. Fixing of louvre blades in aluminium or stainless steel bracket which is fixed to yard provided secondary steel.

Option: Louvre blades supplied loose – material 0.8 mm stainless steel 316L. To cover height of 500 mm you will require 4 no. louvre blades on top of each other. Fixing of louvre blades in stainless steel bracket which is fixed to provided steel supports (by yard).

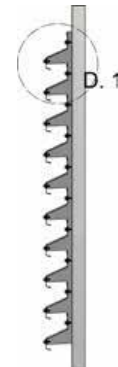
Overview



Detail view



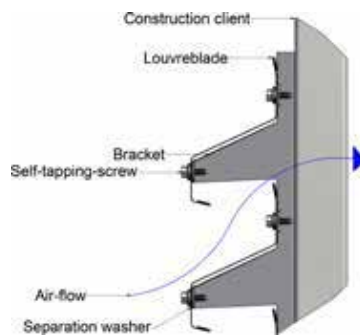
Front view (3D)



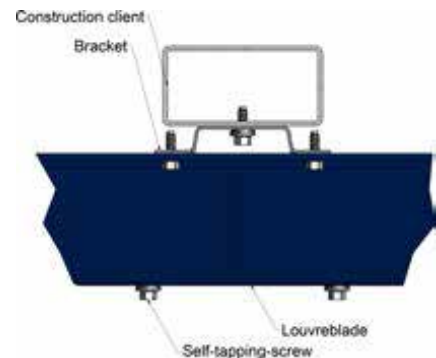
Section A-A



Section B-B



Detail 1



Detail 2